



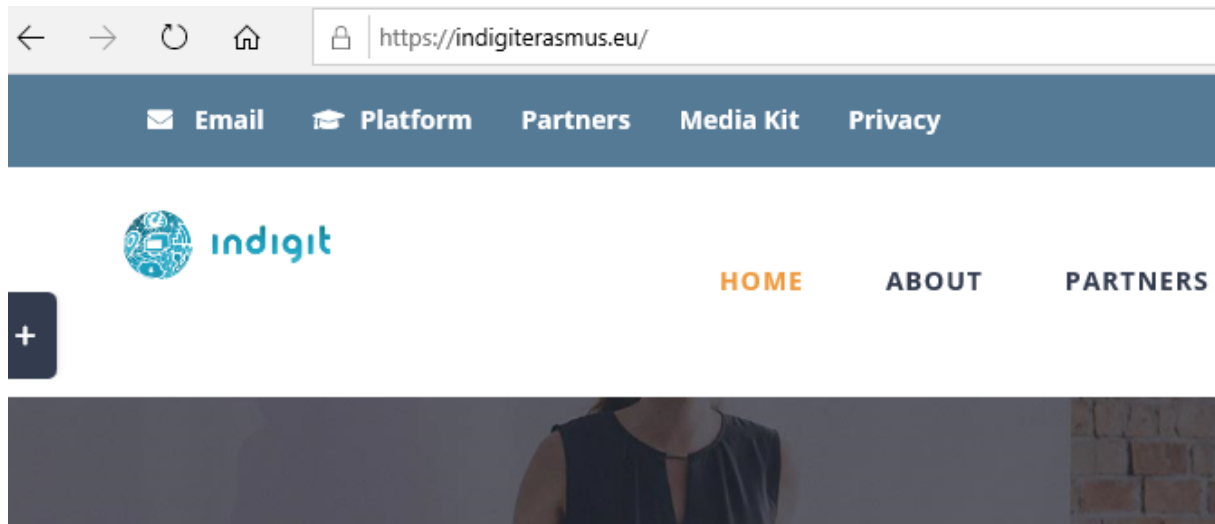
HOW TO use the platform

Introduction

The [online training platform](#) is a comprehensive tool for integrated delivery of all the contents produced, self-assessment, e-learning, webinars and resources. It additionally features a discussion forum. All elements of the platform allow for effective self-studying, but also the interaction between platform users and active support of the partnership along the whole training path. The platform will be available during the project funding period and for at least 5 years afterwards.

Access to the platform

To enter the platform, you should go to the main project website and choose the Platform button at the top of the screen



or you can also go directly to the following address: <https://indigiterasmus.eu/online-platform/>

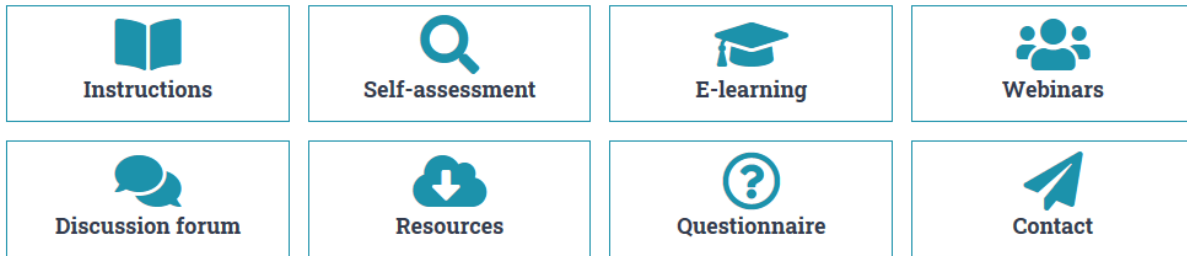
The platform language will be automatically set on the basis of your device language settings.

Once you enter the platform (the stage where you are probably now, congratulations) you will see the different elements to choose from

This project has been funded with support from the European Commission. This communication reflects the views only of the author, and the Commission cannot be held responsible for any use which may be made of the information contained therein.



Welcome to the Online Platform! Please select the area of your interest below!



but in order to fully benefit from all of them, registration is necessary.

Registration

Once you click on the self-assessment button you will be asked to register, providing a username, valid email, first name, last name and company name. Provided the information, you will receive an activation link on your email. Afterwards, with the acceptance of the privacy policy, you can log in to the platform to fully benefit from all elements.

Register For This Site

Username

Email

First name

Last name

Company

Registration confirmation will be emailed to you.

[Register](#)

Username or Email Address

Password

Remember Me [Log In](#)

[Register](#) | [Lost your password?](#)

← Back to DIGITAL BASED TOOLS AIMING AT THE DEVELOPMENT OF SKILLS FOR INTERNATIONALIZATION

This project has been funded with support from the European Commission. This communication reflects the views only of the author, and the Commission cannot be held responsible for any use which may be made of the information contained therein.



Steps to follow once a user

1. [Self-assessment](#) – provided answers will result in recommendations which modules to follow

Example:

1. Do you know the sources available to collect information and data regarding possible new markets?

- No
 Yes

2. How many blocks compose the business model canvas?

- 5
 7
 9

Training material

[The Business Model Canvas](#)

2. [E-learning](#) – our course provides training in the following areas:
 - Business models for internationalisation
 - International marketing
 - International networking
 - E-commerce
 - International Open Innovation management

Each module is divided in the same sections. Example:

Contents
SHORT DESCRIPTION
LEARNING OBJECTIVES
The rise of digitalization in e-commerce
SME internationalization in the scope of e-commerce
LOCAL CASE/EXAMPLE
WEBINAR
TIPS SECTION/ PRACTICAL RECOMMENDATIONS
PRACTICE - QUIZZES/INTERACTIVE EXERCISES
REFERENCES
EXTERNAL RESOURCES

3. [Webinars](#) – you can also visit them separately; they do not require logging in

Webinars are also included as part of each module, with additional descriptions.

4. [Discussion forum](#) – this is where you can exchange ideas with other professionals

For this purpose, you will be redirected to a dedicated closed Facebook Group.

5. [Resources](#) – some additional material regarding internationalization to check out

You can download a report and database of open source materials on internationalization.

This project has been funded with support from the European Commission. This communication reflects the views only of the author, and the Commission cannot be held responsible for any use which may be made of the information contained therein.



Questionnaire

Once you complete the e-learning and other activities on the platform, please share your feedback in the [Google form](#). Your feedback will help us improve the functionalities of the platform.

Internationalisation Assignment

The INDIGIT_2EU programme offers you the opportunity to grasp the essentials of how to internationalise your business. The current economic parameters, might make your internationalisation strategy a challenging task. This why, the programme trainers are inviting you to share some more info on the background of your business, in an effort to help you with setting up your internationalisation strategy.

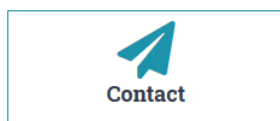
Using the programme “Discussion forum” please answer the following questions:

- Tell us a bit more about yourself and the core activity of your SME.
- Why would you be interested to internationalise your SME operations?
- What are the challenges you are currently facing with the internationalisation of your SME (i.e. Covid-19 era)?
- What can you learn for internationalisation from the other countries' participants?

As a **mandatory task**, you are required to present during or after the programme completion, your SME internationalisation strategy, answering the below 3 questions:

- 1) What did you learn from the INDIGIT course, and what is the strategy you will follow in order to internationalise your SME?
- 2) Using the programme’s “Discussion Forum”, please invite 2 more INDIGIT programme trainees to help you shape your internationalisation strategy and exchange views.
- 3) How did the help of SME owners from other countries help you shape better your internationalisation strategy?

Click on



to send your assignment or for additional questions.

THANK YOU for choosing IN_DIGIT2EU, funded by Erasmus+ KA2 Strategic Partnerships for Adult Education

This project has been funded with support from the European Commission. This communication reflects the views only of the author, and the Commission cannot be held responsible for any use which may be made of the information contained therein.